



Data sheet

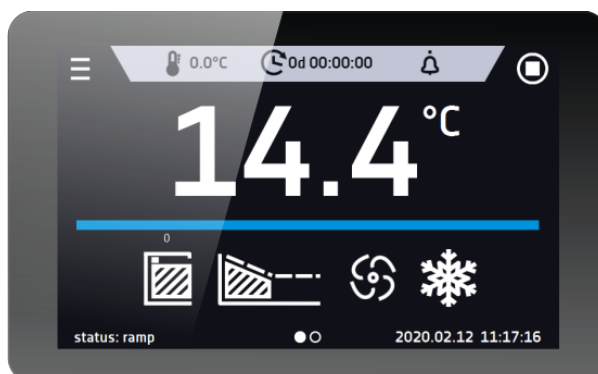
Laboratory Incubator CLW 32 Smart



The photo above is for reference only, may show additional options not included in standard equipment. The real appearance, particularly color and structure of the material may differ from the ones presented in the photo.

Advantages of the SMART controller:

- 4,3", clear, full colour touch screen
- LAN, USB ports for data transfer
- multi-segment time and temperature programs
- visual and sound alarm
- internal memory for programs and data storage
- event registry
- user manual for direct download
- Quick change of program parameters
- Alarm Bar
- operating with gloves on



Smart - preview screen



TECHNICAL DATA

| | |
|----------------------|-------------------------------|
| air convection | forced |
| chamber capacity [l] | 32 |
| working capacity [l] | 32 |
| controller | microprocessor PID |
| display | 4,3" full colour touch screen |

TEMPERATURE

| | |
|---|---|
| temperature range [°C] | 5°C above ambient temperature ... +100°C |
| temperature resolution every ... [°C] | 0,1 |
| temperature fluctuation at 37°C [±/°C]* | 0,2 |
| temperature variation at 37°C [±/°C]* | 0,4 |
| over temperature protection | class 2.0 to DIN 12880 / class 3.1 (option) |

CHAMBER

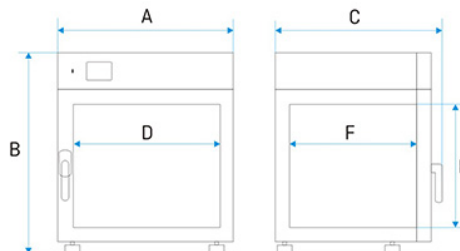
| | |
|-----------------|------------------------------|
| door type | double(5) |
| interior | |
| Smart | DIN 1.4301 |
| IG Smart | DIN 1.4301 |
| housing | |
| Smart | powder coated sheet |
| IG Smart | stainless steel linen finish |

overall dims [mm] /1/

| | |
|----------|-----|
| width A | 590 |
| height B | 630 |
| depth C | 520 |

internal dims [mm]

| | |
|----------|-----|
| width D | 400 |
| height E | 320 |
| depth F | 250 |



| | |
|-----------------------------|-------|
| shelves (standard max) | 1 3 |
| max shelf workload [kg] /2/ | 10 |
| max unit workload [kg] | 30 |
| weight [kg] | 35 |



ELECTRICAL PARAMETERS

| | |
|-------------------|--------------|
| voltage** | 230V 50-60Hz |
| nominal power [W] | 350 |
| warranty | 24 months |
| manufacturer | POL-EKO |

all the above technical data refer to standard units (without optional accessories)

* - fluctuation measured in centre of the chamber; in space, variation (K) calculated for chamber as:

$K = \pm (T \text{ average max.} - T \text{ average min.}) / 2$

** - other power supplies on request

1 - depth doesn't include 50 mm of power cable, the width does not include the 20 mm of rubber plug

2 - on uniformly loaded surface

3 - reinforced shelf

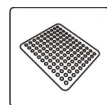
4 - additional internal glass door

OPTIONS AND ACCESSORIES



Order number: */P INOX

Stainless steel wire shelf INOX




Order number: */PP

Perforated shelf



Order number: KUW GN*/*

Stainless steel cuvettes



Order number: GNZ

Internal socket



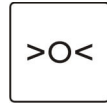
Order number: HEPA

HEPA Clean Air Filter



Order number: LabDesk

LabDesk software




Order number: BRT*/L or IQ/OQ/PQ

Calibration and IQ, OQ, PQ qualification



Order number: */3.1

Over temperature protection 3.1 class according to DIN 12880



Order number: BPP 12

Battery backup for display



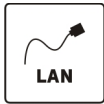
Order number: PORT ALARM

Dry alarm contact



Order number: USBK

USB cable



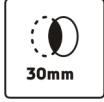
Order number: LANK

LAN cable



Order number: OCZ/20

Non-standard access port 20 mm



Order number: OCZ/30

Additional access port 30 mm



Order number: KD

Access control